



**YOUR
PARTNER IN
Clean™**



KÄRCHER ARTICULATING TRUCK SPECIALTY ATTACHMENTS

FOR MUNICIPAL EQUIPMENT

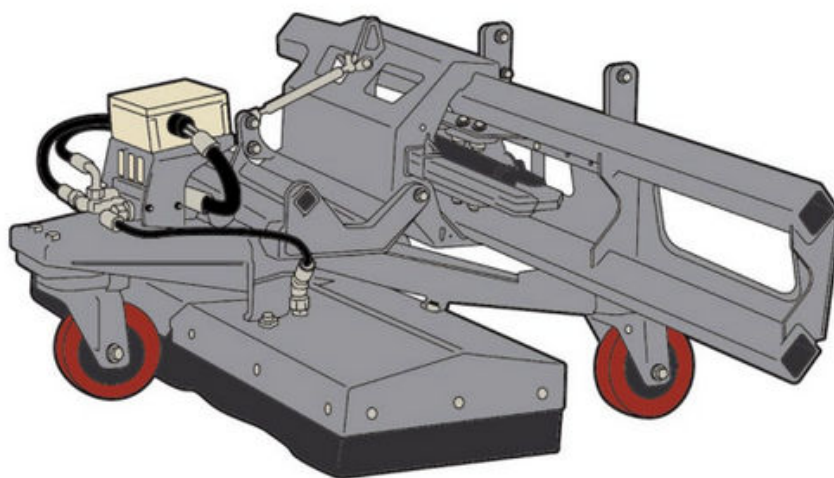
800-262-4360 | www.americhem.net

SPECIALTY ATTACHMENTS



HOT WATER WEED KILLER

This attachment kills the parts of the weeds above ground and the roots below with hot water.



Standard features:

- Special hot water nozzles for homogeneous application
- Storage via a maintenance-free spring element
- An impeller for optimal ground-surface adaptation
- Tilt adjustment
- Storage cart w/ wheels for easy mounting

Available options:

Stainless steel

Tractor requirements:

Over-engine platform

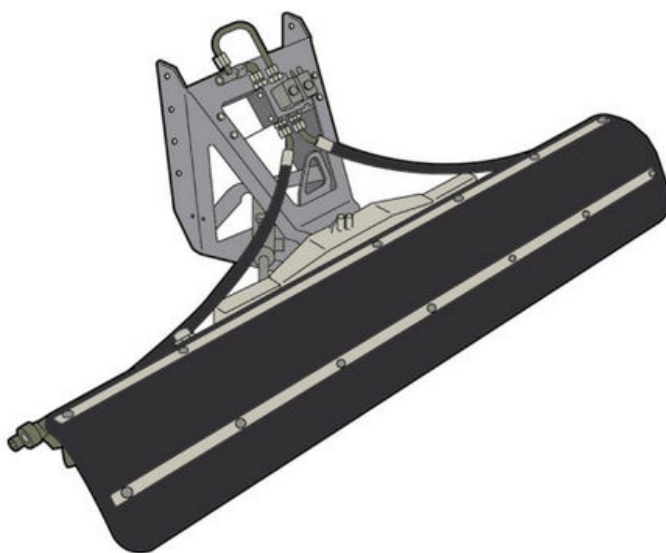
Compatible machines:

HWK-317-01: C70 – C270 –
C992 – S75 – S100 – S130

Model	HWK-317-01
Length	30" (770 mm)
Total Width	47" (1200 mm)
Working Width	39" (1000 mm)
Height	23" (540 mm)
Weight	132 lb (60 kg)
Material	Stainless Steel V2A
Power Requirements	45 HP – 130 HP (33 kW – 97 kW)
Tractor Fit (Holder)	C70 – C270 – C992 – S75 – S100 – S130

HYDRAULIC SWIVELING FRONT SPRAY BAR

This attachment helps to expedite your watering projects by giving operators the flexibility to adjust the spray bar height as well as a support leg to maintain accuracy.



Standard features:

- Hydraulic angling (L/R)
- Manual height adjustment
- Front adapter plate holder [C250, C270, C480, C992]
- Flat-face couplings
- Support leg

Available options:

- Spray guard
- Side nozzles
- 20" (500 mm) L/R telescopic extension

Tractor requirements:

- Cat I (3 point hitch) – 1 set of hydraulic quick couplings (double acting)

Other Requirements:

- Water tank system WTS-171-02 or WTS-171-03

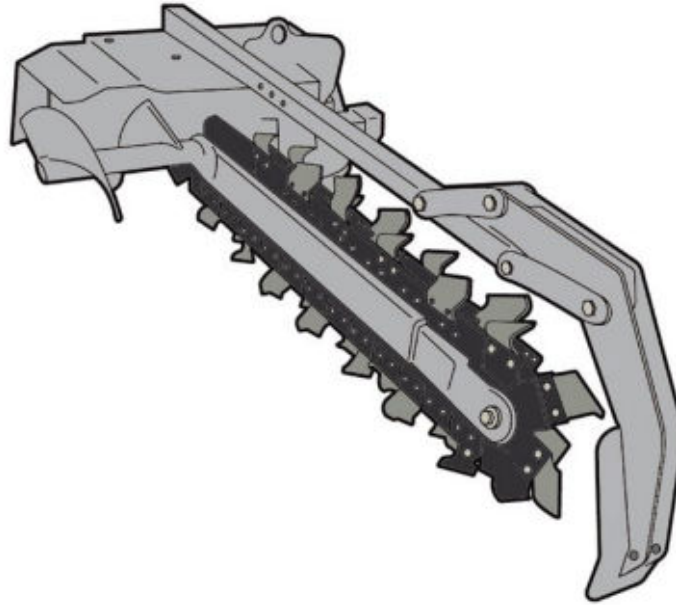
Compatible Machines:

- SPB-059-01: C70 – C270
- SPB-070-01: C70 – C270 – C992 – S75 – S100 – S130

Model	SPB-059-01	SPB-070-01
Total Width	59" (1500 mm)	70" (1778 mm)
Working Width 30°	51" (1300 mm)	62" (1574 mm)
Length	19.6" (550 mm)	
Height	15.7" (400 mm)	
Weight	154 lb (70 kg)	165 lb (75 kg)
Bar Material	Stainless Steel	
Power Requirements	3.9 gpm (15 L/min)	
Water Pressure (Medium)	725 psi @ 21 gal (50 bar @ 80 L)	
Water Pressure (High)	1883 psi @ 21 gal (130 bar @ 80 L)	
Tractor Fit (Holder)	C70 – C270	C70 – C270 – C992 – S75 – S100 – S130

TRENCH AXE

Use this powerful tool to dig trenches for municipal and recreational projects such as installing drainage systems, road construction work and more.



Standard features:

- Side auger
- Heavy duty solid steel nose
- Adjustable chain tension
- Crumb scraper bar

Available options:

- Bullet tooth chain

Compatible Machines:

- TRA-036-01: C992 – S100 – S130

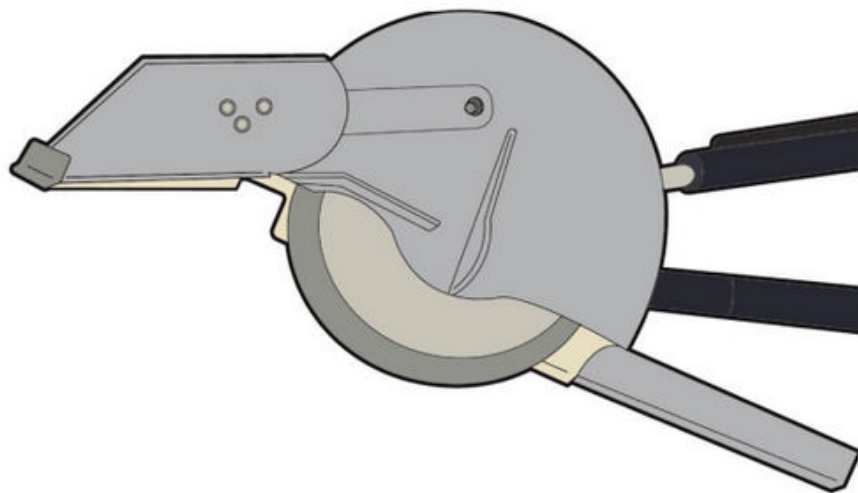
Tractor requirements:

- 3-point hitch external control

Model	TRA-036-01
Trencher Depth	36" (914 mm)
Trencher Width	4" – 6" (101 mm – 152 mm)
Weight	810 lb (367 kg)
Main Shaft Size	2 – 9/16" Solid Hardened Steel
Over Torque Protection	Hydraulic Relief
Drive Type	Planetary
Power Requirements	40 HP – 100 HP (30 kW – 74 kW)
Tractor Fit (Holder)	C992 – S100 – S130

STUMP GRINDER

Easily remove unsightly tree stumps for your landscaping and lawn care needs.



Standard features:

- Flow control cutting pass speed
- Rugged gearbox
- Bolt-on teeth design
- Heavy duty stabilizer base
- Floating deflector

Available options:

- External control

Tractor Requirements:

- Cat II (3-point hitch)

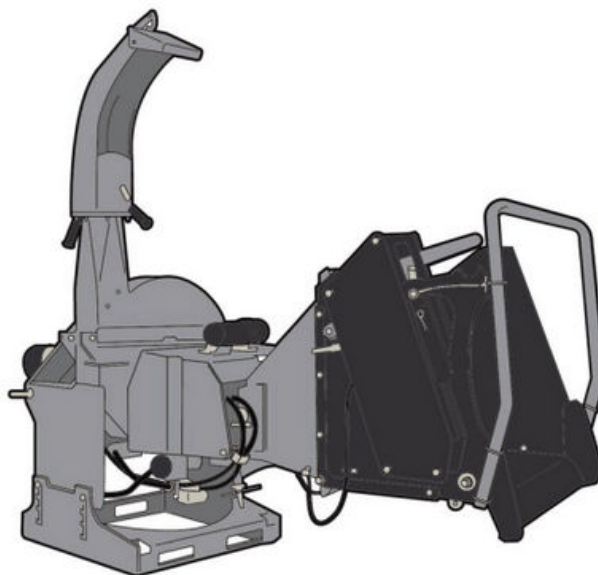
Compatible Machines:

- STG-024-01: C270 – C70 – C992 – S100 – S130

Model	STG-024-01
Length	49" (1244 mm)
Width	42" (1066 mm)
Rotor Size	24" (609 mm)
Number of Teeth	34
Tooth Construction	S1000
Cutting Wheel Speed	810 RPM
Cutting Height	18" (457 mm) (Above Ground)
Cutting Depth	8" (203 mm) (Below Ground)
Swing Arc	65°
Weight	624 lb (283 kg)
Max. Engine HP	65 HP (48 kW)
Max. PTO HP	55 HP (41 kW)
Power Requirements	25 HP – 55 HP (18 kW – 41 kW)
Tractor Fit (Holder)	C270 – C70 – C992 – S100 – S130

WOOD CHIPPER

Conveniently break down tree debris and branches into smaller, manageable pieces.



Standard features:

- 360° adjustable chute
- Adjustable ski base
- Dual active rollers
- Fold up feed hopper
- Safety control bar
- Shearbolt protected PTO drivetrain

Available options:

- Reversible rotor knives

Tractor Requirements:

- Cat II – quick hitch compatible

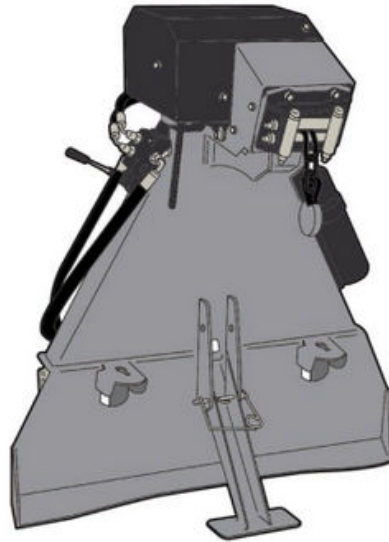
Compatible Machines:

- WCH-005-01: C270 – C70 – C992 – S100 – S130

Model	WCH-005-01
Length (Open)	80" (2032 mm)
Length (Folded)	62" (1575 mm)
Width (Open)	67" (1702 mm)
Width (Folded)	61" (1549 mm)
Height (Open)	74" (1879 mm)
Height (Folded)	74" (1879 mm)
Chipping Capacity	5" (127 mm)
Drive System	PTO Direct Drive
Weight	845 lb (383 kg)
Chipper Type	Disc
Feed System	Dual Hydraulic Roller Feed
Number of Chipper Knives	4
Discharge Chute Rotation	360°
RPM	540 – 1000
Hydraulic Flow	3 gpm – 6 gpm (12 L/min – 23 L/min)
Power Requirements	40 HP – 55 HP (30 kW – 41 kW)
Tractor Fit (Holder)	C270 – C70 – C992 – S100 – S130

SKIDDING WINCH

Gain heavy duty pulling power for large debris and trees using the skidding winch attachment.



Standard features:

- 2 choker chains
- 2 key hole sliders
- Tow bars
- Trailer hitch
- Removable clutch assembly
- Snatch block pulley system
- Rope controlled brake/clutch system
- Shearbolt protected PTO drivetrain

Available options:

- 2 choker chains
- 2 key hole sliders
- Tow bars
- Trailer hitch
- Removable clutch assembly
- Snatch block pulley system
- Rope controlled brake/clutch system
- Shearbolt protected PTO drivetrain

Tractor Requirements:

- CAT I | CAT II


Compatible Machines:

- SKW-080-01: C270 – C70 – C992 – S100 – S130

Model	SKW-080-01
Length	28" (711 mm)
Width	51" (1295 mm)
Height	79" (2006 mm)
Pulling Capacity	11,000 lb (4989 kg)
Winch Type	Mechanical Dry Disc Clutch
Line Speed	98 ft/min – 253 ft/min (30 m/min – 77 m/min)
Cable Type	Steel
Cable Length	165' (50 m)
Cable Diameter	7/16" (11 mm)
Choker Chains	2
PTO Input Speed	540 RPM
Weight	796 lb (361 kg)
Power Requirements	50 HP – 90 HP (37 kW – 67 kW)
Tractor Fit (Holder)	C270 – C70 – C992 – S100 – S130

AND MANY MORE ...

There are attachments available for practically any task. If you require a specific attachment, contact your local Kärcher Municipal representative, or your local dealer. They will be happy to help you find the right tool for your job.



YOUR TEAM DESERVES THE BEST EQUIPMENT FOR THE JOB

Let Americhem be your first call for all of your equipment needs.

THE AMERICHEM DIFFERENCE



- ★ Experienced Equipment Specialists
- ★ Dedicated Divisional Service & Equipment Manager
- ★ Factory Certified Technicians
- ★ Complimentary Training On All Equipment Sales
- ★ Planned Service Programs
- ★ Fleet of Service Vehicles
- ★ Multiple Full-Service Repair Shops

Authorized Service for Leading Manufacturers



 **AMERICHEM**
YOUR PARTNER IN CLEAN
(800) 262-4360 | www.americhem.net



YOUR
PARTNER IN
Clean[™]

Sales - Rentals - Service - Parts

800-262-4360 | www.americhem.net